



Imprimé à Taxe Réduite

# Ready for English

**TEACHER'S NOTES  
2011/2012**

## This guide contains:

- information about the structure of the magazine
  - a table of contents
  - photocopiable activities.
- Ready for English* corresponds to the A1 breakthrough level of the Common European Framework of Reference for Languages (Strasbourg 1997). The magazine aims to meet the communication, grammar and vocabulary skills expected at this level.

## Structure of the magazine:

- Each issue of *Ready for English* starts with the *Reader's Corner*: a space where readers can communicate with the editorial team and discover short snippets of news from the Anglophone world. They can also take part in a drawing competition. This year the competition is: *Draw your favourite animal*.
- On page 3 you'll find *Song time*. All of the songs are included on the audio CD. This helps students to improve pronunciation skills and develop intonation. This year you'll find both traditional and original songs often accompanied by fun mime actions. The CD also contains karaoke versions of the songs where children can sing along to the music.
- The *Mini dictionary* on pages 4-5 is also included on the audio CD and helps students to memorize vocabulary in a fast and lasting way. The children are encouraged to match the new words to the pictures.
- *Fun and games* on pages 6-7 allows you to revise the new vocabulary presented in the mini dictionary pages by using linguistic games (crosswords, anagrams, complete the sentence...).
- The pull-out *Poster* on pages 8-9 captures the attention of the young reader and provides a visual image of the Anglophone world (people, places, events etc.).
- *The Ready zoo* on page 10 introduces children to a range of animals in danger of extinction. In each issue you'll find an animal with snippets of information about its diet and habitat.
- On page 11 *The Fact file* page gives simple information about a famous person from the Anglophone world.
- Pages 12-13 take a closer look at a particular aspect of Anglophone culture (customs, traditions, places of interest...). The *Culture Site* encourages the reader to compare their own customs with those of the English speaking world.
- On page 14 *The Bric-a-brac* page provides simple experiments and activities to carry out in class or at home.
- *The Green* page on page 16 is a special section dedicated to the environment. You'll find ideas and advice on how to be more 'green'.
- *Stickers and pull-out features*: in every issue there are pull-out pages. These include stickers with basic language structures and phrases, craft activities and games.
- *Inserts*: in issue 3 of *Ready for English*, you'll find a pull-out booklet: '*The Christmas Present*'. In issue 5 there's a special booklet all about the Olympic Games.

**For more information and online material visit:  
[www.elimagazines.com](http://www.elimagazines.com)**

# Contents 2011-2012

	Song time page 3	Mini dictionary pages 4-5	Topics	Bric-a-brac page 14
Issue 1 September / October	Move and dance	At the doctor's	Parts of the body <i>I've got a sore...</i>	People pencils
Issue 2 November	Tommy Thumb	Describing people	Physical descriptions <i>He's/She's got...</i>  Story time: Prepositions of place	A playground game
Issue 3 December	This is the way...	At the clothes shop	Clothes and accessories Colours Selling and buying <i>What's...?</i>	Gnome decorations
Issue 4 February	If you're happy	Feelings	Expressing feelings <i>How do you feel?</i> <i>Why? Because...</i>	Valentine's Day heart biscuits
Issue 5 March / April	Old Mac Donald	On the farm	Farm animals	Easter egg
Issue 6 May / June	A sailor went to sea	A seaside holiday	At the beach General revision of basic grammatical structures	Nutshell insects

## Answer key

### September / October

Activity 1: 1. head, 2. eyes, 3. nose, 4. mouth, 5. tummy, 6. hand, 7. leg, 8. knee, 9. foot.

Activity 2: 1. She's got a sore knee. 2. He's got a tummy ache. 3. She's got a sore leg. 5. He's got headache.

### November

Activity 1: 1. young, 2. old, 3. fat, 4. freckles, 5. tall, 6. glasses, 7. short, 8. moustache, 9. thin.

Activity 3: thumb, you, do, am, tall, fingers.

### December / January

Activity 1: 1. trousers, 2. dress, 3. hat, 4. skirt, 5. umbrella, 6. jacket, 7. belt, 8. trainers.

Activity 3: Open answers.

### February

Activity 1: 1. jealous, 2. shy, 3. sad, 4. happy, 5. tired, 6. angry, 7. surprised.

Activity 2: 1. cuddle, 2. kiss, 3. sad, 4. angry.

Activity 3: Open answers.

### March / April

Activity 1: 1. flowers, 2. fruit, 3. vegetables, 4. tractor.

Activity 2: 1. It's a horse. 2. It's a hen. 3. It's a rabbit. 4. It's a bee. 5. It's a pig. 6. It's a goat.

Activity 3: Open answers.

### May / June

Activity 1: 1. fish, 2. spade, 3. rock, 4. bucket, 5. sun cream, 6. deck chair, 7. sand.

Activity 2: 1. sun hat, 2. sun cream, 3. sand castle, 4. beach towel, 5. ice-cream stall.

# This activity folder belongs to:



Name: .....

Surname: .....

Date and place of birth:

Born on ..... in .....

Telephone number: .....

Address: .....

Email: .....

Mother's job: .....

Father's job: .....

Class: .....

Languages studied: .....

.....

Favourite subjects: .....

.....

Hobbies: .....

.....

Sports: .....

.....

My favourite actor/actress: .....

.....

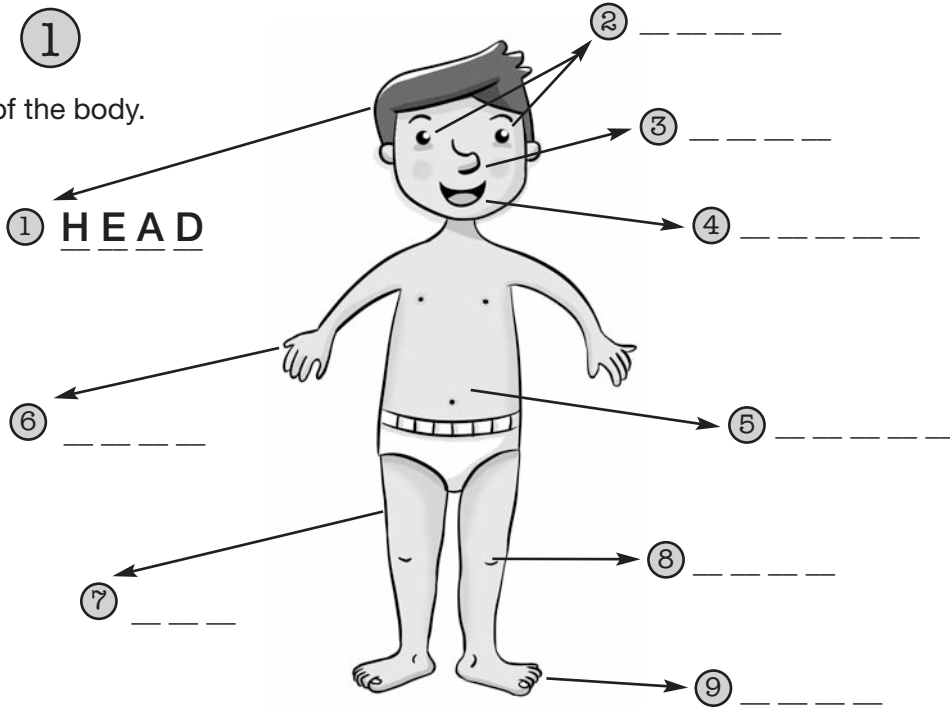
My favourite singer: .....

.....

Name: ..... Surname: ..... Class: .....

### Activity ①

Write the parts of the body.



① HEAD

### Activity ②

What's the matter? Look and complete.


**LEG**

**HEADACHE**

**KNEE**


**TUMMY ACHE**

- 1 She's got a sore .....
- 2 He's got a .....
- 3 She's got a sore .....
- 4 He's got a .....



### Activity ③

Read, draw and colour.



doctor

thermometer

plaster

medicine

Name: ..... Surname: ..... Class: .....

### Activity 1

Picture crossword.



1.




2.



6.



4.



5.



7.




3.



8.

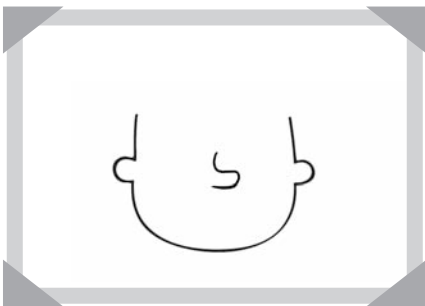


9.




### Activity 2


Read the descriptions and complete the pictures.



1 I've got short, straight red hair. I've got green eyes. I've got freckles.



2 I've got brown hair. I've got a ponytail. I've got glasses. I've got blue eyes.



3 I've got blond hair. I've got a moustache. I've got long, curly hair.

### Activity 3

Song time!  
Listen to the chant on page 4 and complete.

**TALL**

**AM**

**THUMB**

**YOU**

**FINGERS**

**DO**

Tommy .....,

Peter Pointer, Peter

Toby ....., Toby Tall

..... all, Fingers all,

Tommy Thumb

Pointer.

Where are you?

Where are you?

Where are .....,?

Where are you?

Here I am, here I am

Here we are, here we are

Here I am, here I am

Here I ....., here I am

How do you do?

How do you do?

How do you .....,?









How do you do?

Name: ..... Surname: ..... Class: .....

### Activity ①

Use the secret code to find the words. Then draw pictures.

A = +    C = ■    E = ⊠    I = \*    K = ☼    M = ♣    O = ↶    S = ♣    U = \*  
 B = ✨    D = ◆    H = ☆    J = ♥    L = ♥    N = ★    R = ✨    T = ⊕

			
⊕ ✨ ↶ * ♣ ⊠ ✨ ♣ -----	◆ ✨ ⊠ ♣ ♣ -----	☆ + ⊕ -----	♣ ♣ ✨ ✨ ⊕ -----
			
✨ ♣ ✨ ✨ ♥ ♥ + -----	♥ + ■ ☼ ⊠ ⊕ -----	✨ ⊠ ♥ ⊕ -----	⊕ ✨ + ✨ ★ ⊠ ✨ ♣ -----


### Activity ②

Read the description and draw the clothes on the clown.  
 The clown is wearing a red hat and a blue scarf. He's got a yellow T-shirt and green jacket. His trousers are green and he's wearing yellow trainers. He's got a multicoloured umbrella.

### Activity ③

Answer the questions.

- 1 What's your favourite colour?  
.....
- 2 What's your friend wearing today?  
.....
- 3 What do you like to buy at the clothes shop?  
.....



# “Ready for English”: my Portfolio



## In my Portfolio I can:

- record my progress in English
- keep my favourite pieces of work, projects, drawings, photos, poems, stories... and lots more!
- talk about myself

## My English words

(Write the English words you know. Then draw pictures.)

**Name:** .....

**Surname:** .....

**Address:** .....

**Age:** .....

**My school:** .....

**My class:** .....

**My English teacher is called:** .....



.....  
.....  
.....  
.....  
.....

.....  
.....  
.....  
.....  
.....



.....  
.....  
.....  
.....

# My Portfolio



## Listening

I can:

- understand short instructions
- listen, sing and complete a song
- understand and answer simple questions
- learn new English words



## Reading

I can read:

- messages and instructions
- instructions to make something
- simple information about the English speaking world



## Writing

I can:

- write a list of words (colours, parts of the body, clothes, feelings...)
- complete games and puzzles
- write short sentences about myself



## Speaking

I can:

- greet and introduce myself
- say what I like and don't like
- talk about items in a clothes shop
- describe people
- talk about famous people
- talk about the farm
- talk about art and craft activities
- talk about the seaside

Ready for English n° 1 - September / October

Now I can...

.....

.....

Ready for English n° 2 - November

Now I can...

.....

.....

Ready for English n° 3 - December

Now I can...

.....

.....

Ready for English n° 4 - February

Now I can...

.....

.....

Ready for English n° 5 - March / April

Now I can...

.....

.....

Ready for English n° 6 - May / June

Now I can...

.....

.....

Name: ..... Surname: ..... Class: .....

# Activity 1

Picture crossword.

1. 2. 3. 4. 5. 6. 7.

# Activity 2

Solve the anagrams.

- I'm sad. I want a **DCLEUD** → .....
- I love you. Let me give you a **SIKS** → .....
- He is crying. He's **DAS** → .....
- They are arguing. They are **GANYR** → .....

# Activity 3

Answer the questions and draw your face.

How do you feel today?

.....  
 .....  
 .....




Name: ..... Surname: ..... Class: .....


### Activity ①

Find the words and draw.


A = +    C = ■    F = ☒    I = \*    O = ☼    S = ♣    U = ↘    W = ❖  
 B = ✨    E = ♦    G = ☆    L = ♥    R = ♥    T = ★    V = ✨




☒ ♥ ☼ ❖ ♦ ♥ ♣  
 \_\_\_\_\_



☒ ♥ ↘ \* ★  
 \_\_\_\_\_




✨ ♦ ☆ ♦ ★ + ✨ ♥ ♦ ♣  
 \_\_\_\_\_




★ ♥ + ■ ★ ☼ ♥  
 \_\_\_\_\_

### Activity ②



Look and answer.  
 What is it?



It's a .....



It's a .....



.....



### Activity ③

Answer the questions.

- 1 What do you do on the farm?  
 .....
- 2 What's your favourite farm animal?  
 .....
- 3 What's your favourite fruit?  
 .....
- 4 What's your favourite vegetable?  
 .....

Name: ..... Surname: ..... Class: .....

### Activity ①

Picture crossword.

### Activity ②

Read and complete.

- CASTLE**
- TOWEL**
- HAT**
- STALL**
- CREAM**

- 1 A sun .....
- 2 Sun .....
- 3 Sand .....
- 4 Beach .....
- 5 Ice-cream .....

### Activity ③

Read and draw.

- There are two fish in the bucket.
- There is a crab on the beach towel.
- He is fishing.
- She is swimming in the waves.

# A Memory game




Rules of the game

- 1 Colour and cut out the cards.
- 2 Place the cards face down on a table.

- 3 Players take turns to turn over two cards. They need to find two identical cards.
- 4 The player with the most cards at the end of the game is the winner!

medicine	glasses	moustache
mirror	umbrella	flowers
fruit	vegetables	chick
pig	bee	cow
fish	rubber ring	shells
dress	trousers	jacket



School Year 2011-2012

# ENGLISH CERTIFICATE

Awarded by the magazine **READY**

To

Name: .....

Surname: .....

Date of birth: .....

Place of birth: .....

School: .....

Teacher's evaluation

Fair

Good

Very good

Excellent

Student's signature .....

Editorial department's signature

*Ready*

